



WHAKARATONGA IWI

FIRE
EMERGENCY

NEW ZEALAND

HĀWERA VOLUNTEER FIRE BRIGADE

Recruit Station Induction





WHAKARATONGA IWI

**FIRE
EMERGENCY**

NEW ZEALAND



UNIFORM



Components of operational support PPE

		
Wildfire/rescue helmet	Wildfire/rescue boots	Wildfire/rescue gloves
		
Wildfire/rescue coveralls	Operational support jacket	Operational support trousers

Components of wildfire/rescue PPE

		
Wildfire/rescue helmet (If not available structural helmet may be worn)	Wildfire/rescue boots	Wildfire/rescue gloves
		
Wildfire/rescue coveralls	Wildfire/rescue jacket	Wildfire/rescue trousers

Components of structural firefighting PPE

		
Structural firefighting helmet	Structural firefighting boots	Structural firefighting gloves
		
Structural firefighting overtrousers	Structural firefighting jacket	
		
Protective hood	Breathing apparatus (used as required)	

Components of chemical splash PPE

	
	Wildfire/rescue helmet (If not available structural helmet may be worn)
	
	Structural firefighting boots
	
	Breathing apparatus (used as required)



WHAKAROTONGA IWI



**FIRE
EMERGENCY**

NEW ZEALAND

OTHER UNIFORM

Service Dress, Station Wear







WHAKAROTONGA IWI

FIRE
EMERGENCY

NEW ZEALAND

TRAINING AND PROGRESSION



Built Environment Progression Chart

Operational Support
(OS Recruit – OS FF)

Recruit Firefighter

Firefighter

Qualified Firefighter

3-6 months

12-18 months

1-3 years

3-5 years

Self assessed medical clearance

GP medical clearance

Pump Rescue Tender

Emergency Response Driving Course

Police Check

Police check

QFF programme

Pump Operator Course

First Aid course

First Aid course

QFF online test

Pump Rescue Tender

Operational Support course

Recruit course (7 day National course)

QFF course

SFF programme

Consolidation

QFF consolidation

SFF course

SFF consolidation

Senior Firefighter

Station Officer

Volunteer Executive Officer

1-2 years

Volunteer Leadership Programmes

Volunteer Executive Officer Course

SO Programme

SO development course

SO Course

Natural Environment Progression Chart

Recruit Firefighter

12-18 months

GP medical clearance

Police check

First Aid course

Wildfire Recruit Course

- TS1 Fireground Entry
- TS2 Firefighter
- TS2A Pump Operator
- Health and Safety
- Radios
- Working around Aircraft
- Load water & additives for aerial operations

Firefighter

2-5 years

TS3 Crew Leader

Chainsaw Operator (optional)

Drive n emergency situations (optional)

Specialist Driving eg 4x4 (optional)

Crew Lead

3-5 years

Volunteer Leadership Programmes

Initial Response

CIMS 4

Fire Behaviour

Rural Fire Officer

Volunteer Executive Officer Course

Volunteer Executive Officer



WHAKARATONGA IWI

**FIRE
EMERGENCY**

NEW ZEALAND

QUESTIONS?

